

WIS-C5000 Controller/Gateway

2*10 Gigabit SFP+6*Gigabit RJ45, 1* Combo port, 2*USB2.0

Wis Networks Ltd.

www.wisnetworks.com

E-mail: info@wisnetworks.com

Version 1.0

Product Overview


WIS-C5000 is a multi-WAN hotspot gateway which is ideal for Internet service provider or hotels / restaurant. It is full featured with captive web portal authentication and PPPoE authentication, along with Wisnetworks unique powerful user account management feature for bandwidth usage limit and time/date limit. The gateway supports up to 50,000 sessions and more than 5000 online users, using the 11-inch rack-mount design, built-in power supply. Integrating Wisnetworks intelligent QoS and APP management feature,

WIS-C5000 helps you build a professional ISP level network easily and quickly, and provide you best Internet experience for WISP, Hotel and other industries.

Features

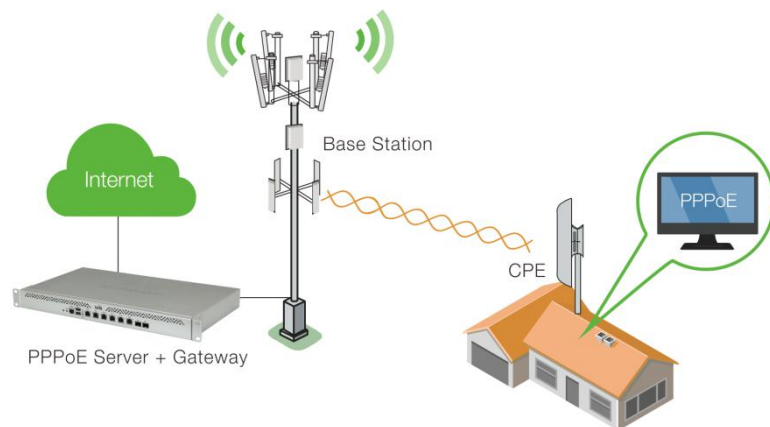
Captive Web Portal

- * Customized Portal Page
- * Unlimited user account
- * Verified by date/duration/traffic
- * Account expiration notice



PPPoE Server (PPPoE)

- * Support PAP/CHAP/MS-CHAP v2
- * User download/upload speed limit
- * Unlimited user account

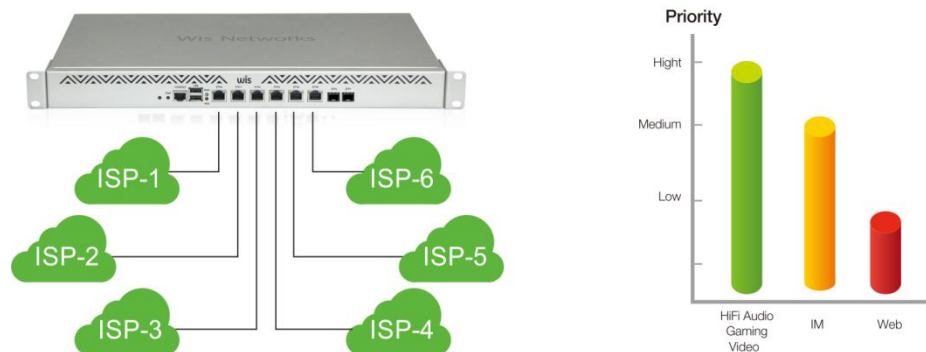


Load Balanced WAN

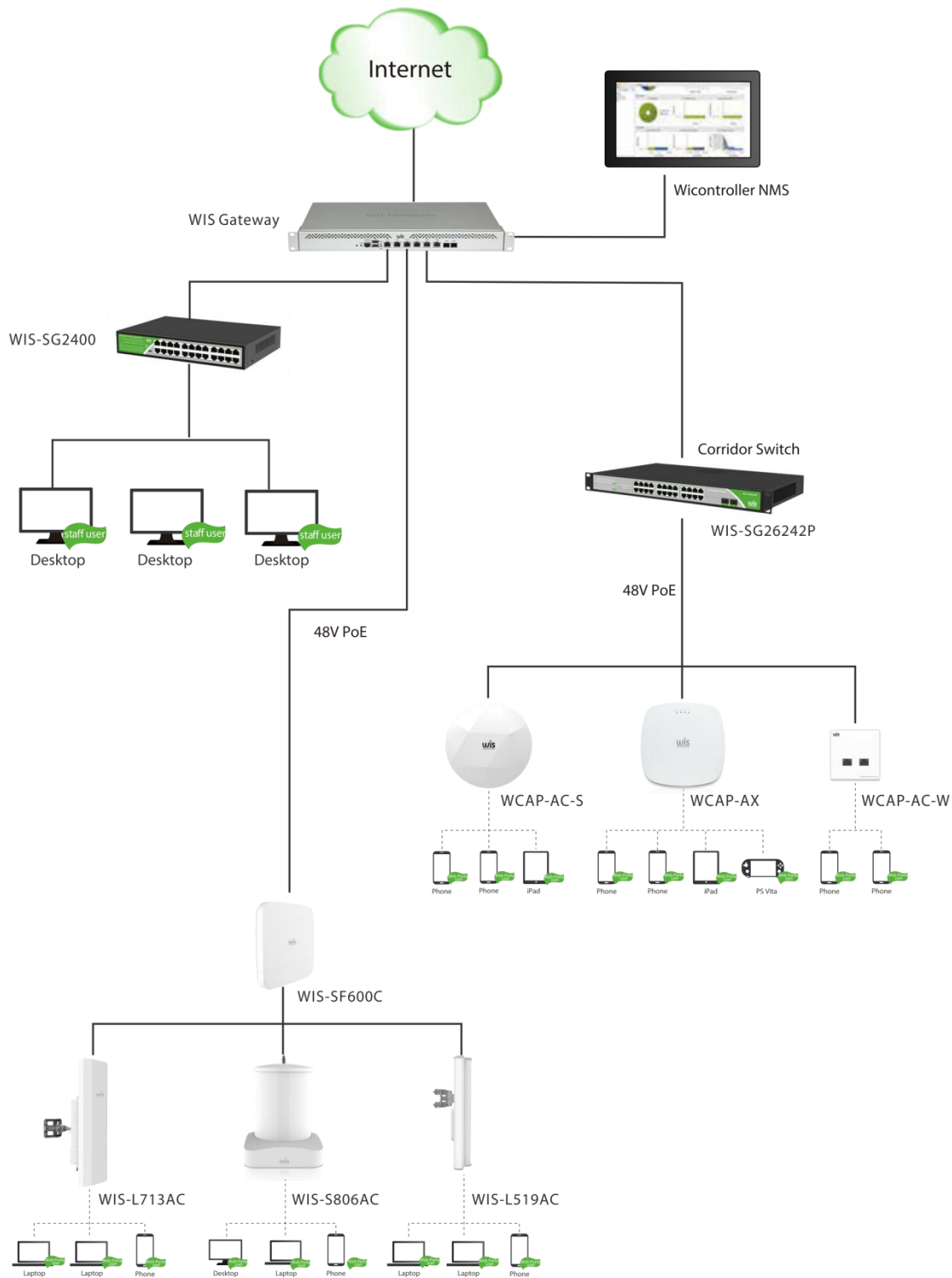
- * Up to 4 WAN ports
- * Merge and boost up Internet speed
- * Policy for different ISP line

Smart QoS / APP Management

- * Bandwidth and priority based QoS
- * Policy for LAN application
- * Layer-7 smart QoS



Network Topology



HARDWARE	
Interface	- 2*10 Gigabit SFP port - 6*Gigabit Ethernet ports - 1* Console port - 2 x USB2.0 - Reset
CPU	Intel Core i7-4770 4*cores, 3.4GHz
RAM	- 8GB
HDD	- 32GB
LED Indicators	- Power - HDD
Power	- Input: 100-240 VAC, 50/60 Hz
Dimensions	-1U (442*256*44mm)
Environmental Conditions	Operating Temperature: 0°C to 70°C 3Operating Humidity: 10% to 80% non-condensing
AUTHENTICATION SERVER	
Authentication Types	- Captive web portal - PPPoE Server
Customizable Captive Portal	- Yes
User Exception	- Yes
Local Account Database	- Yes
Expiration / Offline Notice	- Customized
USER MANAGEMENT	
Account Number	- Unlimited
Bind MAC / IP	- Yes
Validate Period	- By Date / Duration / Traffic Usage
Speed Limit	- Yes
Change Password	- Allow authenticated users to modify their own login password
Session Limit	- Yes

NETWORK STATUS	
Traffic Diagram	- Yes
Online Host Monitoring	- Ethernet LEDs - Power - System
Online APP Monitoring	- Input: 100-240 VAC, 50/60 Hz
User Monitor	- Portal / PPPoE / DHCP
Device Status	- CPU / Memory/ Session
NETWORK ACTIVITY LOGS	
System Logs	- Yes
ARP Logs	- Yes
PPPoE Logs	- Yes
Web Portal Logs	- Yes
Firewall/ACL Logs	- Yes
Website Logs	- Yes
NETWORK SERVICES	
Internet Protocol	- Unlimited
DHCP Server	- Yes
DHCP Relay	- By Date / Duration / Traffic Usage
Network Address Translation	- Yes
Local DNS Records	- Allow authenticated users to modify their own login password
VPN	-n2n,PPTP, IPsec,OpenVpn
DNS	-DDNS, SMARTDNS



WIS-C200
WIS-C300
WIS-C500



WIS-C1000
WIS-C5000

HARDWARE					
Model	WIS-C200	WIS-C300	WIS-C500	WIS-C1000	WIS-C5000
CPU	Intel Atom® D525	Intel Atom®1037U	Intel Celeron 3865U	Intel Core i5-3470	Intel Core i7-4770
RAM	2GB	4GB	4GB	8GB	8GB
HDD	16GB	16GB	16GB	32GB	32GB
SFP port	×	×	×	2*Gigabit SFP	2*10 Gigabit SFP
Gigabit Ethernet	6*Gigabit	6*Gigabit	6*Gigabit	6*Gigabit	6*Gigabit
USB	2* USB2.0	2* USB2.0	2* USB3.0	2* USB2.0	2* USB2.0
Console	√	√	√	√	√
Reset	√	√	√	√	√
Power	50W	50W	50W	150W	150W
Dimensions	1U (442*256*44mm)				

Support WCAP-Lite, WCAP-AC-S, WCAP-AX



Model	WCAP-Lite	WCAP-AC-S	WCAP-AX
Frequency	2,4GHz	2,4GHz & 5GHz	2,4GHz & 5GHz
2.4GHz speed	300Mbps	300Mbps	574Mbps
2.4GHz MIMO	2*2	2*2	2*2
5GHz speed	-	867Mbps	1201Mbps
5GHz MIMO	-	2*2	2*2
PoE	802.3af/at	802.3af/at	802.3af/at
Ceiling Mount	√	√	√
Tx power	23dbm	23dbm	23dbm
Distance	150m	150m	150m